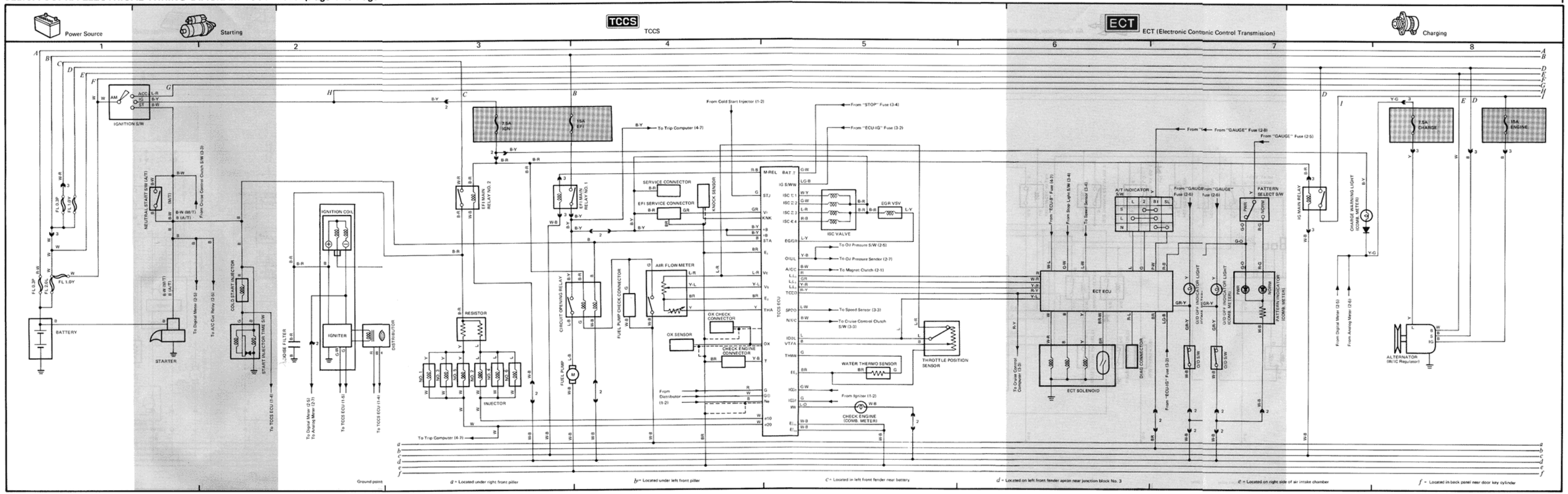
Power Source
Starting
TCCS
TCCS
ECT
ECT (Electronic Contonic Control Transmission)
Charging
IGNITION S/W
BATTERY
STARTER
NEUTRAL START S/W (A/T)
COLD START INJECTOR
START INJECTOR TIME S/W
IGNITION COIL
IGNITER
DISTRIBUTOR
NOISE FILTER
RESISTOR
INJECTOR
EFI MAIN RELAY NO. 2
EFI MAIN RELAY NO. 1
CIRCUIT OPENING RELAY
FUEL PUMP
FUEL PUMP CHECK CONNECTOR
SERVICE CONNECTOR
EFI SERVICE CONNECTOR
KNOCK SENSOR
AIR FLOW METER
OX CHECK CONNECTOR
OX SENSOR
CHECK ENGINE CONNECTOR
WATER THERMO SENSOR
CHECK ENGINE (COMB. METER)
ISC VALVE
EGR VSV
THROTTLE POSITION SENSOR
TCCS ECU
ECT ECU
ECT SOLENOID
DIAG CONNECTOR
A/T INDICATOR S/W
PATTERN SELECT S/W
PATTERN INDICATOR (COMB. METER)
O/D OFF INDICATOR LIGHT (COMB. METER)
O/D S/W
IG MAIN RELAY
CHARGE WARNING LIGHT (COMB. METER)
ALTERNATOR (W/IC Regulator)
7.5A IGN
15A EFI
7.5A CHARGE
15A ENGINE
To Trip Computer (4-7)
From Cold Start Injector (1-2)
From "STOP" Fuse (3-4)
From "ECU-IG" Fuse (3-2)
From "GAUGE" Fuse (2-8)
From "GAUGE" Fuse (2-5)
To Oil Pressure S/W (2-6)
To Oil Pressure Sender (2-7)
To Magnet Clutch (2-1)
To Speed Sensor (3-3)
To Cruise Control Clutch S/W (3-3)
From Ignitor (1-2)
From Distributor (1-2)
To Cruise Control Computer (3-3)
From "ECU-B" Fuse (4-7)
From Stop Light S/W (3-4)
To Speed Sensor (3-4)
From "ECU-IG" Fuse (3-2)
From Digital Meter (2-5)
From Analog Meter (2-6)
To Digital Meter (2-5)
To A/C Cut Relay (2-5)
To Digital Meter (2-5)
To Analog Meter (2-7)
To TCCS ECU (1-6)
To TCCS ECU (1-4)
To TCCS ECU (1-4)
Ground points
a = Located under right front pillar
b = Located under left front pillar
c = Located in left front fender near battery
d = Located on left front fender apron near junction block No. 3
e = Located on right side of air intake chamber
f = Located in back panel near door key cylinder

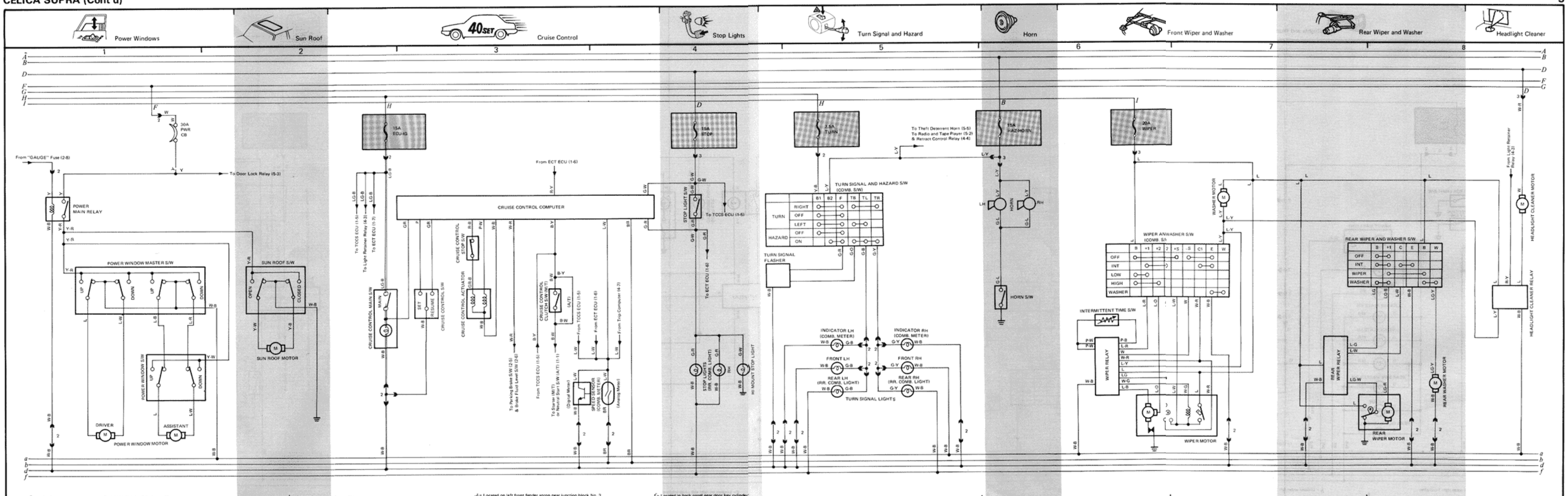
Power Windows
Sun Roof
Cruise Control
Stop Lights
Turn Signal and Hazard
Horn
Front Wiper and Washer
Rear Wiper and Washer
Headlight Cleaner
From "GAUGE" Fuse (2-8)
30A PWR CB
To Door Lock Relay (5-3)
POWER MAIN RELAY
POWER WINDOW MASTER S/W
POWER WINDOW S/W
DRIVER
ASSISTANT
POWER WINDOW MOTOR
SUN ROOF S/W
SUN ROOF MOTOR
15A ECU-IG
CRUISE CONTROL MAIN S/W
CRUISE CONTROL S/W
CRUISE CONTROL ACTUATOR
CRUISE CONTROL COMPUTER
From ECT ECU (1-6)
To TCCS ECU (1-5)
To ECT ECU (1-6)
15A STOP
STOP LIGHT S/W
STOP LIGHT (RR. COMB. LIGHT)
HI MOUNT STOP LIGHT
7.5A TURN
TURN SIGNAL AND HAZARD S/W (COMB. S/W)
TURN SIGNAL FLASHER
INDICATOR LH (COMB. METER)
INDICATOR RH (COMB. METER)
FRONT LH
FRONT RH
REAR LH (RR. COMB. LIGHT)
REAR RH (RR. COMB. LIGHT)
TURN SIGNAL LIGHTS
To Theft Deterrent Horn (5-5)
To Radio and Tape Player (5-2)
& Retract Control Relay (4-4)
15A HAZ-HORN
HORN
HORN S/W
20A WIPER
WIPER AN WASHER S/W (COMB. S/W)
WASHER MOTOR
INTERMITTENT TIME S/W
WIPER RELAY
WIPER MOTOR
REAR WIPER AND WASHER S/W
REAR WIPER RELAY
REAR WIPER MOTOR
REAR WASHER MOTOR
From Light Reminder Relay (4-2)
HEADLIGHT CLEANER MOTOR
HEADLIGHT CLEANER RELAY
Ground points
a - Located under right front pillar
b - Located under left front pillar
d - Located on left front fender apron near junction block No. 3
f - Located in back panel near door key cylinder

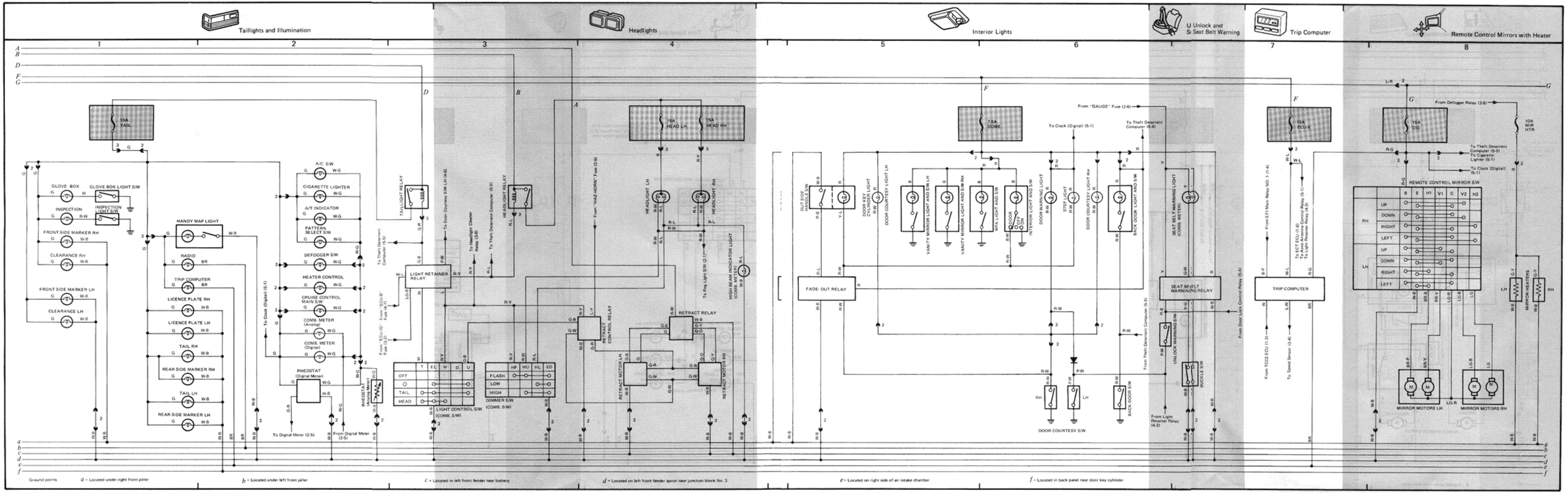
Taillights and Illumination
Headlights
Interior Lights
U Unlock and Sr Seat Belt Warning
Trip Computer
Remote Control Mirrors with Heater
10A TAIL
15A HEAD LH
15A HEAD RH
7.5A DOME
15A ECU-B
15A CIG
10A MIR HTR
GLOVE BOX
GLOVE BOX LIGHT S/W
INSPECTION
INSPECTION LIGHT S/W
FRONT SIDE MARKER RH
CLEARANCE RH
FRONT SIDE MARKER LH
CLEARANCE LH
HANDY MAP LIGHT
RADIO
TRIP COMPUTER
LICENCE PLATE RH
LICENCE PLATE LH
TAIL RH
REAR SIDE MARKER RH
TAIL LH
REAR SIDE MARKER LH
A/C S/W
CIGARETTE LIGHTER
A/T INDICATOR
PATTERN SELECT S/W
DEFOGGER S/W
HEATER CONTROL
CRUISE CONTROL MAIN S/W
COMB. METER (Analog)
COMB. METER (Digital)
RHEOSTAT (Digital Meter)
RHEOSTAT (Analog Meter)
TAIL LIGHT RELAY
LIGHT RETAINER RELAY
HEADLIGHT RELAY
RETRACT CONTROL RELAY
RETRACT RELAY
RETRACT MOTOR LH
RETRACT MOTOR RH
HEADLIGHT LH
HEADLIGHT RH
HIGH BEAM INDICATOR LIGHT (COMB. METER)
LIGHT CONTROL S/W (COMB. S/W)
DIMMER S/W (COMB. S/W)
OUT SIDE HANDLE S/W
DOOR KEY CYLINDER LIGHT
DOOR COURTESY LIGHT LH
VANITY MIRROR LIGHT AND S/W LH
VANITY MIRROR LIGHT AND S/W RH
MPX LIGHT AND S/W
DOOR COURTESY LIGHT RH
INTERIOR LIGHT AND S/W
DOOR WARNING LIGHT
STEP LIGHT
BACK DOOR LIGHT AND S/W
FADE-OUT RELAY
DOOR COURTESY S/W
BACK DOOR S/W
SEAT BELT WARNING LIGHT (COMB. METER)
SEAT BELT WARNING RELAY
UNLOCK WARNING S/W
BUCKLE S/W
TRIP COMPUTER
REMOTE CONTROL MIRROR S/W
MIRROR MOTORS LH
MIRROR MOTORS RH
MIRROR HEATERS
To Clock (Digital) (5-1)
To Theft Deterrent Computer (5-4)
From "GAUGE" Fuse (2-6)
From Defogger Relay (2-8)
To Theft Deterrent Computer (5-5)
To Cigarette Lighter (5-1)
To Clock (Digital) (5-1)
From Door Lock Control Relay (5-4)
From Theft Deterrent Computer (5-5)
From Light Retainer Relay (4-3)
From TCCS ECU (1-2)
To Speed Sensor (3-4)
Ground points
a = Located under right front pillar
b = Located under left front pillar
c = Located in left front fender near battery
d = Located on left front fender apron near junction block No. 3
e = Located on right side of air intake chamber
f = Located in back panel near door key cylinder

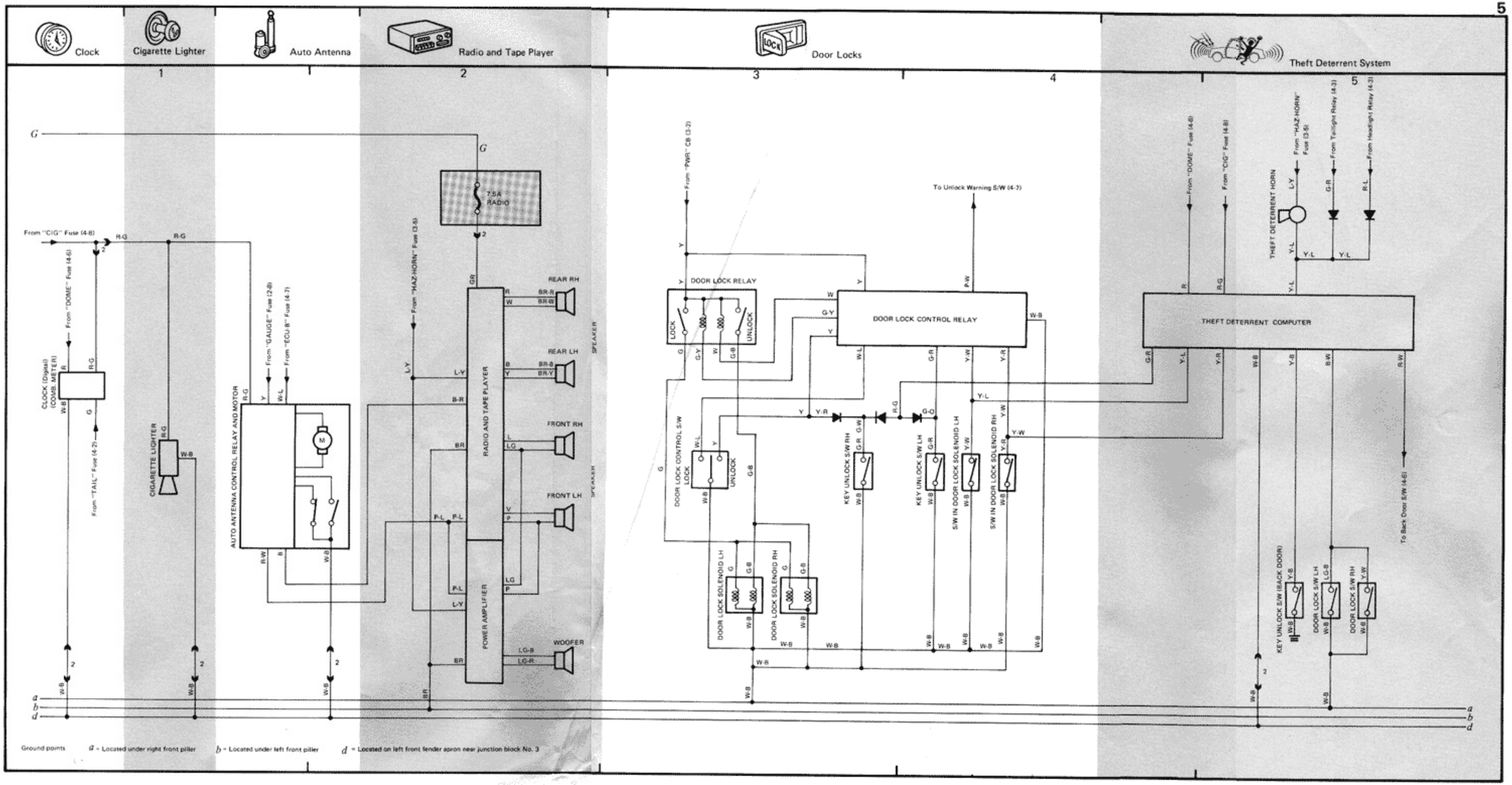
Clock
Cigarette Lighter
Auto Antenna
Radio and Tape Player
Door Locks
Theft Deterrent System
1
2
3
4
5
From "CIG" Fuse (4-8)
From "DOME" Fuse (4-6)
From "TAIL" Fuse (4-2)
CLOCK (Digital) (COMB. METER)
CIGARETTE LIGHTER
From "GAUGE" Fuse (2-8)
From "ECU-B" Fuse (4-7)
AUTO ANTENNA CONTROL RELAY AND MOTOR
From "HAZ-HORN" Fuse (3-5)
7.5A RADIO
RADIO AND TAPE PLAYER
POWER AMPLIFIER
REAR RH
REAR LH
FRONT RH
FRONT LH
WOOFER
SPEAKER
From "PWR" CB (3-2)
DOOR LOCK RELAY
LOCK
UNLOCK
To Unlock Warning S/W (4-7)
DOOR LOCK CONTROL RELAY
DOOR LOCK CONTROL S/W
KEY UNLOCK S/W RH
KEY UNLOCK S/W LH
S/W IN DOOR LOCK SOLENOID LH
S/W IN DOOR LOCK SOLENOID RH
DOOR LOCK SOLENOID LH
DOOR LOCK SOLENOID RH
From "DOME" Fuse (4-6)
From "CIG" Fuse (4-8)
From "HAZ-HORN" Fuse (3-5)
From Tailight Relay (4-3)
From Headlight Relay (4-3)
THEFT DETERRENT HORN
THEFT DETERRENT COMPUTER
To Back Door S/W (4-6)
KEY UNLOCK S/W (BACK DOOR)
DOOR LOCK S/W LH
DOOR LOCK S/W RH
Ground points
a = Located under right front pillar
b = Located under left front pillar
d = Located on left front fender apron near junction block No. 3